

This document shall be considered PVP Communications, Inc. proprietary information and not be disclosed to any third party without the prior written consent of PVP Communications, Inc.

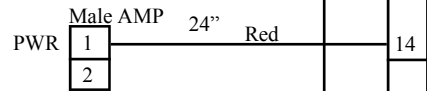
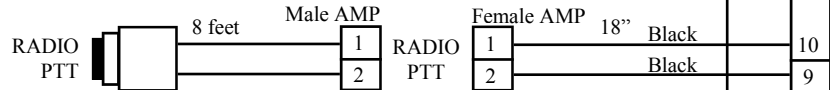
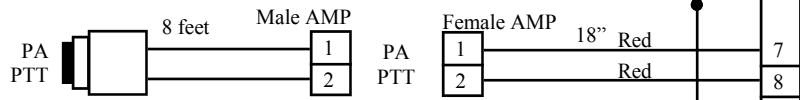

Date	Authorized	Description	Rev
06/03/2003	MD	Release	NC
01/18/04	MD	Add pigtail to radio for strain relief	A
2-2-06	MD	Remove PA ground	B

TJ-105

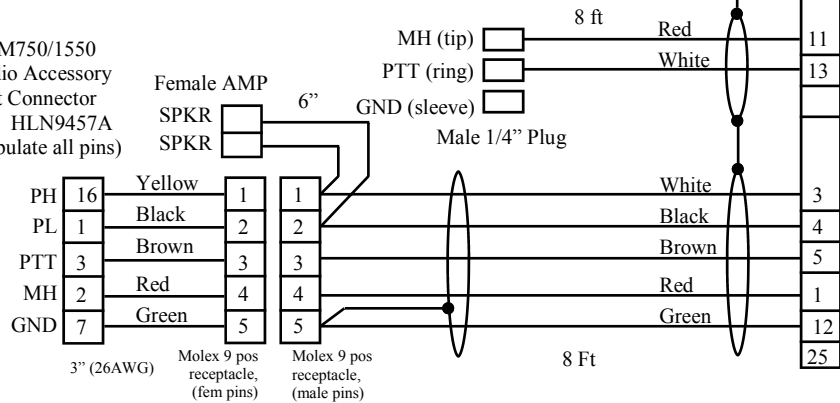
Headset Jack

PVMK-HAR05 Coilcord  
Assy (1" tail at TJ105 Jack)

DB25  
Connector



CDM750/1550  
Radio Accessory  
Port Connector  
PN: HLN9457A  
(populate all pins)



**NOTE:** When connecting to mobile radio, make sure to center on mating radio connector.

**NOTE:**

Kit includes: Harness Assy PVCDM75-AP-WW-H01  
Module Assy PVPCB-BMW01 (not shown)

**NOTE:**

- Grind out holes in box and lid
- Cover shields in DB25 connector
- Center radio connector when installing on radio

**PART NUMBER:**

PVCDM75-  AP-WW

CODE	DESCRIPTION
B	BMW PTT (no Brkt)
H	Harley PTT
K	Kawasaki PTT
G	Generic PTT

CODE	DESCRIPTION
/L	Military Wiring
/C	Nonstd Wiring

*PVP Communications, Inc*

Eng	Title: Motor Kit, CDM750/1550 Mobile with Harley Siren, Autoswitching, "P" Configuration
Check	
Date: 06/03/2003	
Sheet 1 of 1	Drawing No: PVCDM75-AP-WW